

Name _____


Date _____

FIND THE MISSING LETTER

Letters are missing below! Use the pictures as clues to find the missing letter.



1. The ___abbit sees a ___arrot.




2. A ___loud covers the ___un.



3. The ___og chases the ___at.



4. ___ows eat ___rass on the farm.

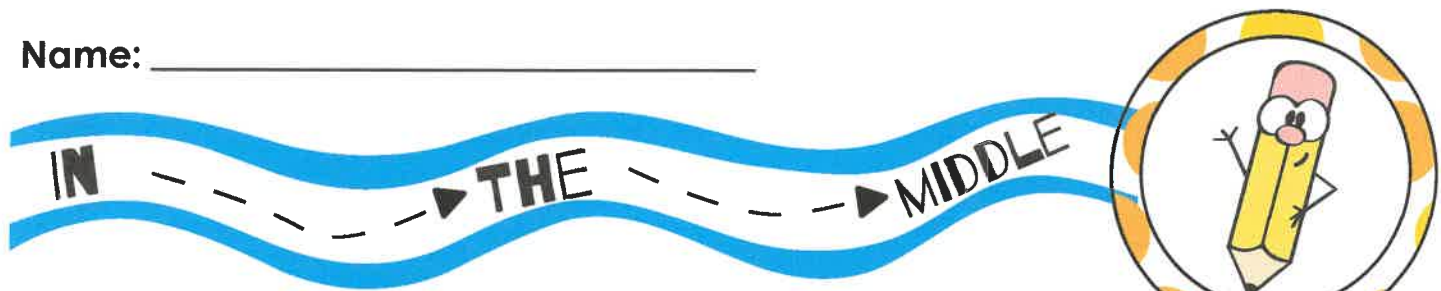


5. The ___ug crawls on a ___lower.




6. I like ___ooks about ___hosts.

Name: _____



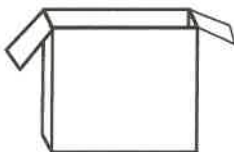
Say the name of each picture, then color the sound you hear in the middle.
Trace and finish the word.

m b n



a _ t

o a u



b _ x

o a i



c _ t

a e i



v _ n

a b u



c _ p

e a i



s _ d

u a i



c _ t

i e u



p _ n

a e i

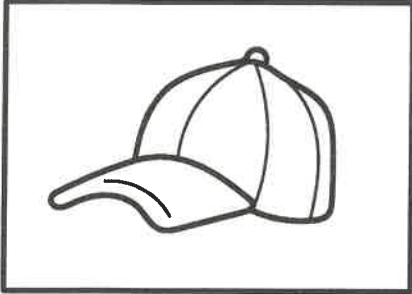


p _ g


Name: _____ Date: _____

Circle the Short Vowel


Circle the vowel sound you hear in the middle of each word.




a e i




u o a



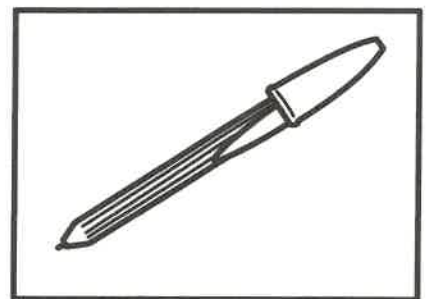
e i u




i a o




e a i




e o u




a i u



o a e

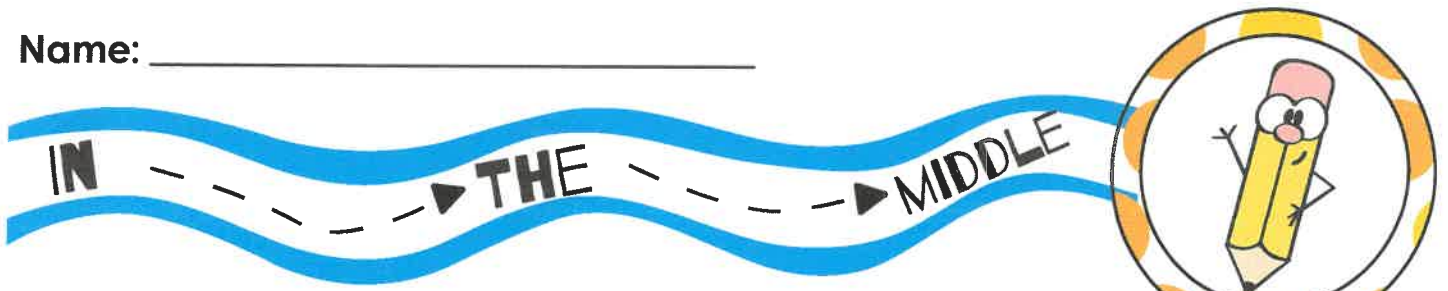


e o u


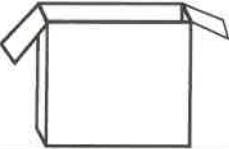









a i e

Name: _____



Say the name of each picture, then color the sound you hear in the middle.
Trace and finish the word.

<p>m b n</p>  <p>_____</p> <p>a _ t</p>	<p>o a u</p>  <p>_____</p> <p>o _ x</p>	<p>o a i</p>  <p>_____</p> <p>c _ t</p>
<p>a e i</p>  <p>_____</p> <p>v _ n</p>	<p>a b u</p>  <p>_____</p> <p>c _ p</p>	<p>e a i</p>  <p>_____</p> <p>s _ d</p>
<p>u a i</p>  <p>_____</p> <p>c _ t</p>	<p>i e u</p>  <p>_____</p> <p>o _ n</p>	<p>a e i</p>  <p>_____</p> <p>p _ g</p>





In the Sky

Say the name of each picture. Which letter will complete the word?
Draw a line connecting the letter to the name of each picture.
Then write the letter in the blank.




_____ o o n




_____ o c k e t



_____ t a r



_____ l i e n



Super Pets


Say the name of each picture. Which letter will complete the word?
Draw a line connecting the letter to the name of each picture.
Then write the letter in the blank.




----- at




----- og



----- at



----- nt



Position Words

Using the position words below, complete the following sentences.


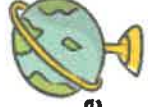

- on on top of
- in next to
- between above
- behind under

The  is the bed.

The  is the

The  are the floor.

The  is sleeping the bed.



The  is the  and the .

The  is the computer.



The  are the bed.


The  is the books.

The  is the .

Meet the "an" Family

Look at the pictures and fill in the missing letter to complete each word.


___ an



___ an

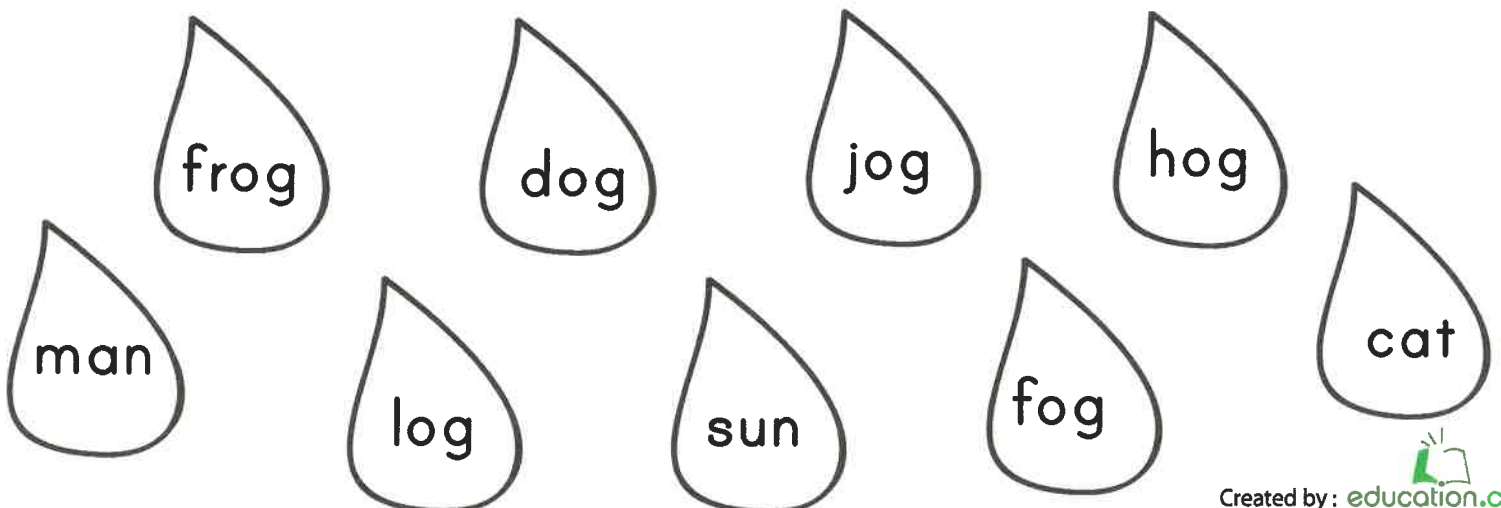



___ an



Rhyming Raindrops

Color then cut out the rhyming raindrops at the bottom of the page and glue them onto the umbrella.



Name _____

Date _____

Spell Out Short Vowel Words

Write the missing vowel for each word below. Choose from:

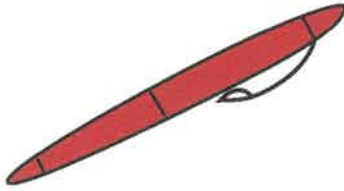
a

e


i

o


u



p _ n



w _ b



b _ x




_ h _ t




b _ d



_ l _ g



_ f _ n



_ r _ t

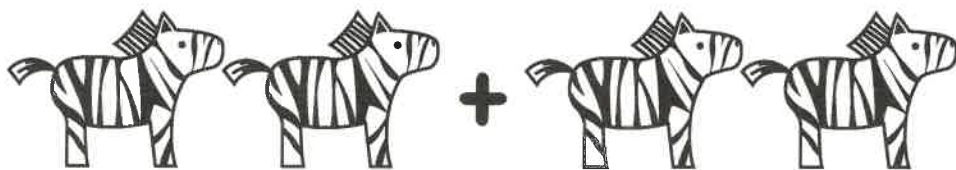


_ c _ t


What insect spins a web?

Animal Addition


Add together the animals that are in each box and write your answer in the box to the right.




$2+2=$



$2+3=$







$2+1=$



$2+4=$

Cut-and-Paste Counting: Hippos










These lakes are missing hippos. Cut out each hippo below and paste it into the lake to match the number written.



Winter Addition






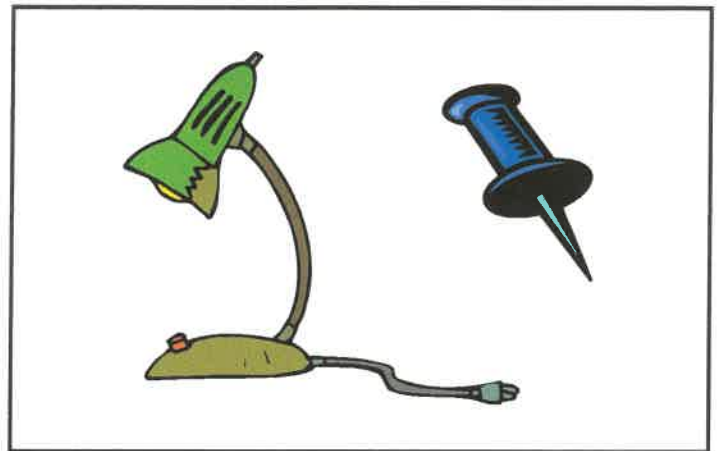

Look at the number of winter objects in the problems below and write the addition equation below it.

	+		=	
_____		_____		_____
	+		=	
_____		_____		_____
	+		=	
_____		_____		_____

Weight






Circle the object that is heavier.







How Many Are There?

Add together the swimming animals and write down how many there are!



Bigger or Smaller?


Look at the sea creatures in each box, and circle the one that is bigger!

 <p>A yellow and blue fish is positioned at the top of the box. Below it is a large red octopus with a yellow circle around its mouth.</p>	 <p>A large blue whale with a blue spout of water is at the top. A small blue fish is at the bottom right.</p>
 <p>A large orange jellyfish is on the left. A small blue jellyfish is on the bottom right.</p>	 <p>A small red crab is at the top. A large grey shark is at the bottom.</p>

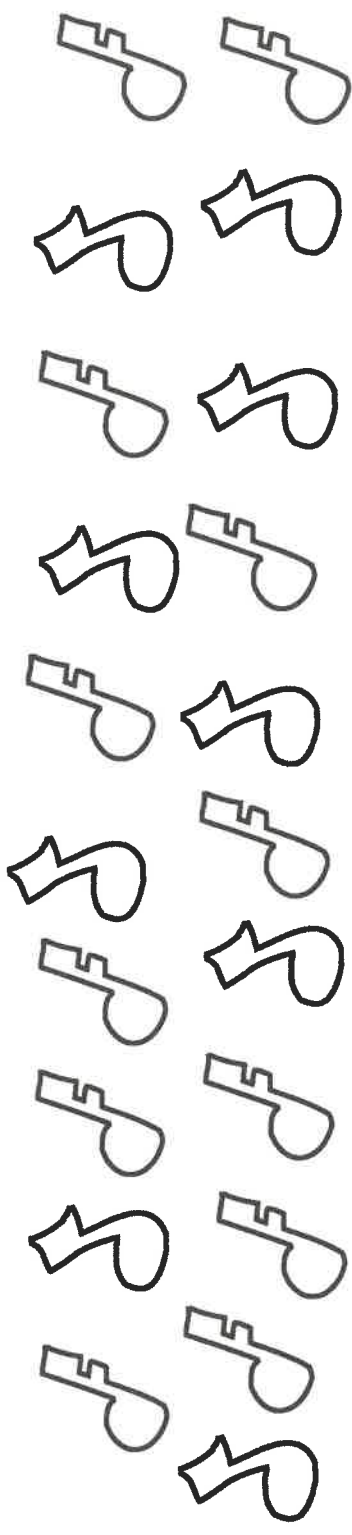
COUNT 'N COLOR

Color the correct number of objects shown in each group.


15



19



12






Days of the Week



Cut out the days of the week on the dotted lines.

Can you place them in the correct order?

--	--	--	--	--	--	--	--



Thursday	Saturday	Monday	Friday	Wednesday	Tuesday	Sunday
----------	----------	--------	--------	-----------	---------	--------

Name _____

Date _____

Practice Counting Backwards #1



Help these pilots arrive at the correct gate by writing down the missing numbers in backwards order on each of the runways below.

Runway 1:

18		16		14	
----	--	----	--	----	--

Runway 2:

31			28	27	
----	--	--	----	----	--

Runway 3:

15				11	
----	--	--	--	----	--

Runway 4:

28					
----	--	--	--	--	--

Runway 5:

37					32
----	--	--	--	--	----


Runway 6:

50					
----	--	--	--	--	--



Number Line

Use the number line to find the answer to each problem. Look at the first number in the problem. Put your pencil on that number on the number line. Look at the second number in the problem. Move your pencil to the right that many numbers on the number line to find the answer.



① $4 + 2 = \underline{\quad}$

② $0 + 5 = \underline{\quad}$

③ $1 + 6 = \underline{\quad}$

④ $7 + 3 = \underline{\quad}$

⑤ $5 + 4 = \underline{\quad}$

⑥ $1 + 9 = \underline{\quad}$

⑦ $8 + 2 = \underline{\quad}$

⑧ $4 + 0 = \underline{\quad}$

⑨ $6 + 3 = \underline{\quad}$

⑩ $3 + 3 = \underline{\quad}$


⑪ $2 + 3 = \underline{\quad}$

⑫ $2 + 7 = \underline{\quad}$

Draw to Add

Draw and count to find the sum of the pictures below.

Draw 3 more flowers.




Now there are _____ flowers.

Draw 4 more hoof prints.




Now there are _____ hoof prints.

Draw 2 more butterflies.




Now there are _____ butterflies.

Draw 5 more bananas.



Now there are _____ bananas.

Draw 6 more leaves.



Now there are _____ leaves.